



**Government of India**  
**Earth System Science Organization**  
**Ministry of Earth Sciences**  
**India Meteorological Department**  
**Regional Meteorological Centre**  
**Nagpur**

Date : 25-Nov-2021

**Current Weather and Outlook for next two weeks (26-Nov-2021 to 09-Dec-2021) for Vidarbha**

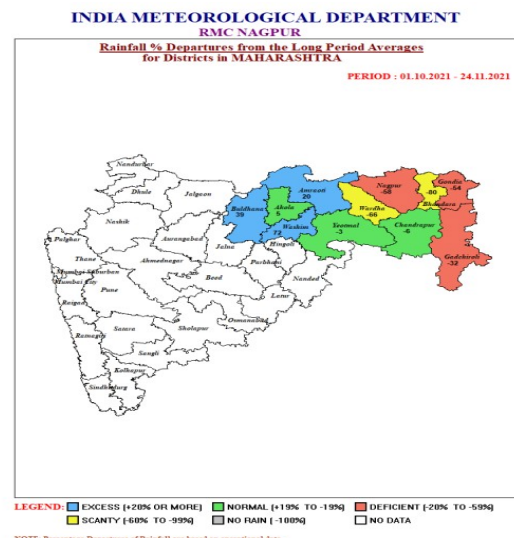
**Realised Rainfall**

Date	Distribution	Activity	Heavy Rainfall (mm)
11-18-2021	Isolated	Weak	Nil
11-19-2021	Isolated	Weak	Nil
11-20-2021	Dry	Weak	Nil
11-21-2021	Scattered	Normal	Nil
11-22-2021	Scattered	Normal	Nil
11-23-2021	Scattered	Normal	Nil
11-24-2021	Dry	Weak	Nil

**Cumulative Rainfall (01 October to 24 November 2021)**

District	Actual	Normal	Departure
AKOLA	71.7	68.2	5
AMRAOTI	78.9	65.8	20
BHANDARA	13.2	66.9	-80
BULDHANA	97.9	70.5	39
CHANDRAPUR	64.8	69	-6
GADCHIROLI	52.8	77.6	-32
GONDIA	26.2	57.5	-54
NAGPUR	27.7	65.8	-58
WARDHA	23.2	67.9	-66
WASHIM	134.5	78.2	72
YEOTMAL	69.9	72.1	-3

**Rainfall for 24 -November-2021**

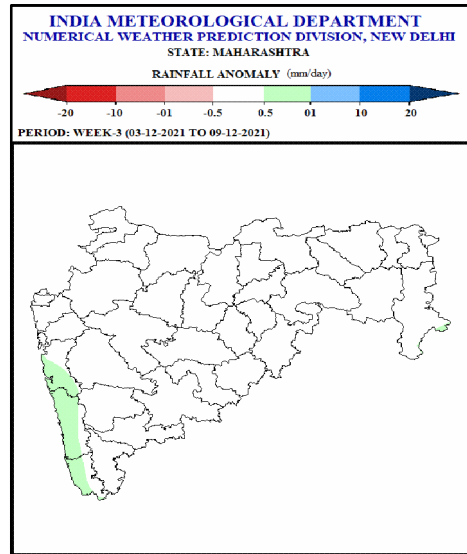
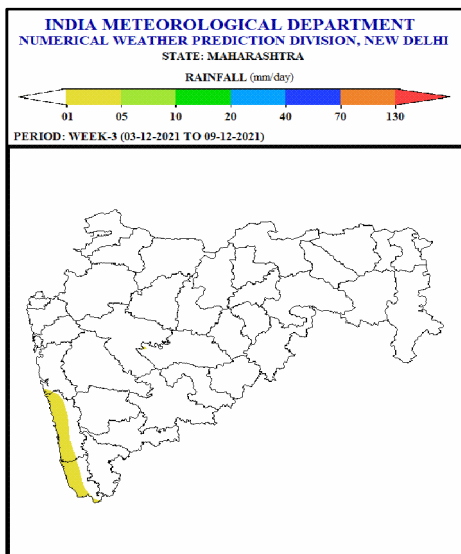
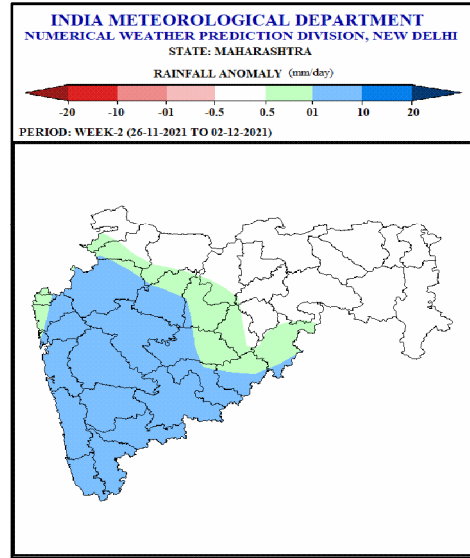
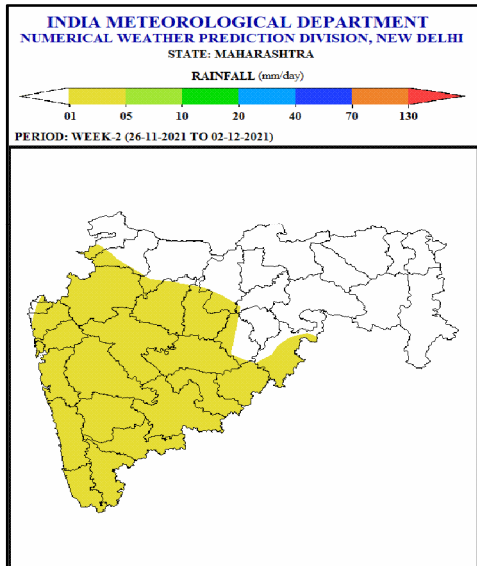


**Chief synoptic conditions as on 24-November-2021**

Dry air prevails over Vidarbha, Madhya Pradesh and Chhattisgarh.

**Forecast for next two weeks (26-Nov-2021 to 09-Dec-2021)**

<b><u>Period</u></b>	<b><u>Rainfall</u></b>
<b>Week 1 (26-11-2021 to 02-12-2021)</b>	<b>No rainfall activity over Vidarbha.</b>
<b>Week 2 (03-12-2021 to 09-12-2021)</b>	<b>Rainfall activity is likely to be near normal at isolated places and no rain at many places over Vidarbha.</b>



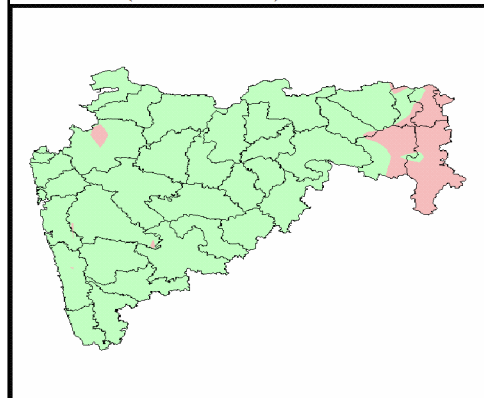
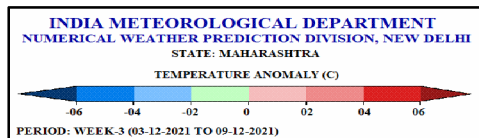
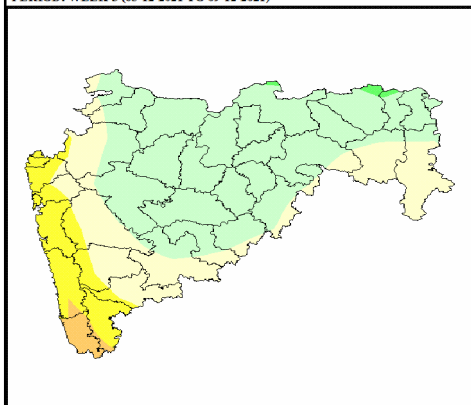
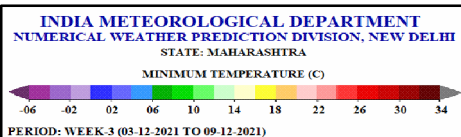
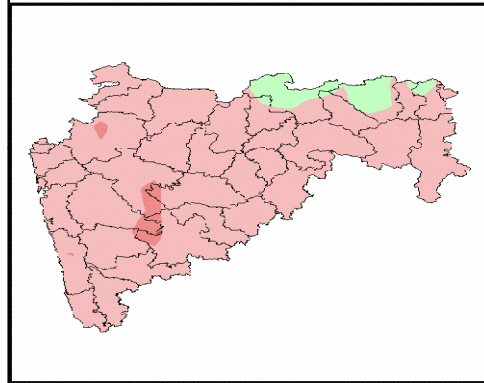
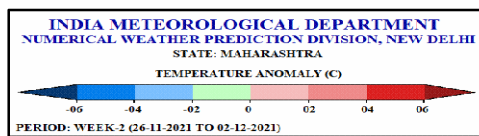
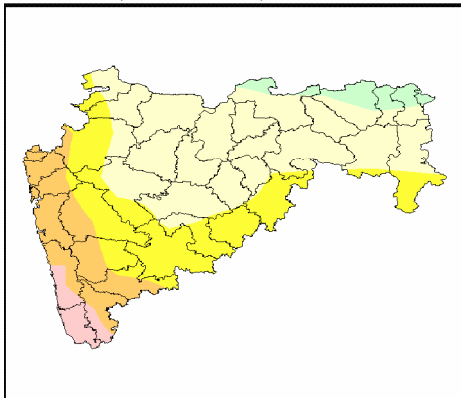
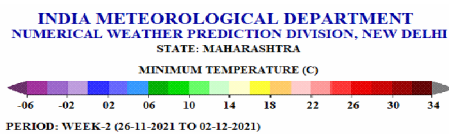
## Forecast of Minimum Temperatures for week 1(25 November to 01 December, 2021) and week 2(02 December to 08 December,2021)

### Minimum Temperatures for Week 1(25 November to 01 December, 2021):

o Minimum temperatures are markedly above normal (5.1°C or more) at a few places over Vidharbha.

### Minimum Temperatures for week 2 (02 December to 08 December,2021):

o Minimum temperatures are likely to be near or above normal over Vidarbha.



**LEGENDS:**

Rainfall Category	% Departure from normal
Large excess	+60% and above
Excess	+20% to +59%
Normal	-19% to +19%
Deficient	-59% to -20%
Large deficient	-60% or less
No rain	-100%

Intensity of Rainfall	Amount of Rainfall
Very light	0.1 - 2.4 mm
Light	2.5 - 15.5 mm
Moderate	15.6 - 64.4 mm
Heavy	64.5 - 115.5 mm
Very heavy	115.6 - 204.4 mm
Extremely heavy	≥ 204.4
Exceptionally heavy	When the amount is a value near about the highest recorded rainfall at or near the station for the month or season. However, this term will be used only

Category	% of stations
Widespread/ most places	76 - 100%
Fairly widespread/ many places	51 - 75%
Scattered/ few places	26 - 50%
Isolated	upto 25%
Dry	none of the stations reported rainfall

Maximum and Minimum Temperature Departure	
Category	Departure from normal
Markedly below normal	-5.1°C or less
Appreciably below normal	-3.1°C to -5.0°C
Below normal	-1.6°C to -3.0°C
Normal	-1.5°C to +1.5°C
Above normal	1.6°C to 3.0°C
Appreciably above normal	3.1°C to 5.0°C
Markedly above normal	5.1°C or more

Term	Probability of occurrence
Unlikely	Less than 25%
Likely	25 - 50%
Very likely	51 - 75%
Most likely	76% and above